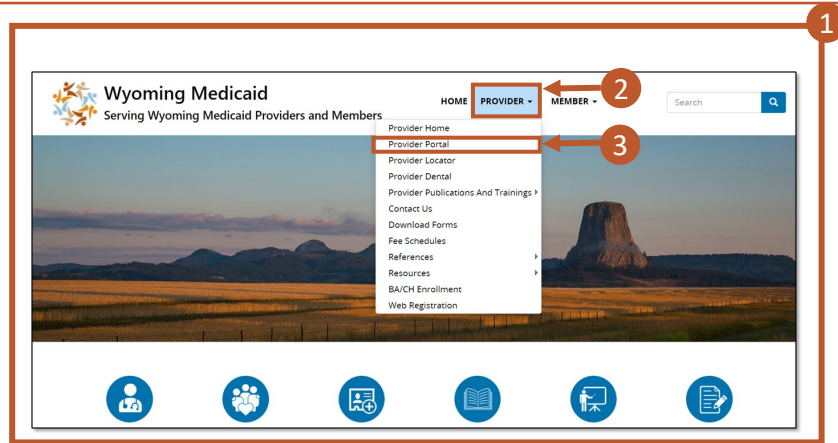
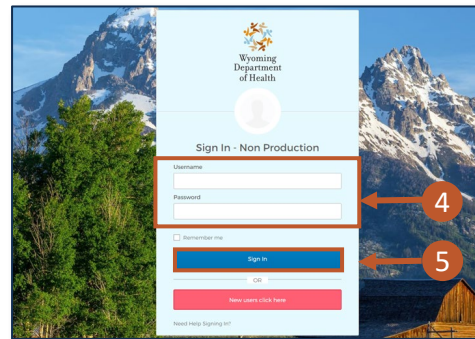


Accessing the Provider Portal

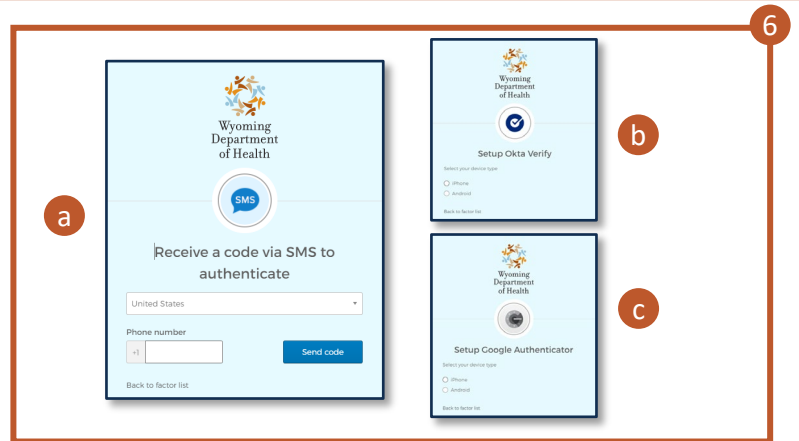
1. Access the [Medicaid website](https://www.wyomingmedicaid.com) (<https://www.wyomingmedicaid.com>).
2. Select **Provider**.
3. Select **Provider Portal** from the drop-down list.



4. Log in to the Provider Portal with your Single Sign-On (SSO) **Username** and **Password**.
5. Select **Sign In**.



6. Verify authentication based on your setup selection:
 - a) For SMS, select **Send code**
 - b) If you selected an OKTA Verify, accept the push
 - c) If you chose Google Authenticator, enter that code



Note: If you have multiple Provider IDs, select the Provider ID of Domain you wish to access.

7. Select the Domain you want to work in from the **Domain** drop-down list.
8. Choose the **appropriate profile**.
9. Select **Go**.

